



MOTOR & VISUAL
DEVELOPMENT LAB
UNIVERSITY OF MICHIGAN

Research in the Lab

These pictures & words show what it is like to participate in a research study in our lab.

Each research study is different. Things might be a little different for your visit than what you see here. These are just examples of what you *might* see and do.

You might want to review this information with someone you trust, like a parent or a friend. When you finish, you might have questions.

You can call us at **(734) 647-9191**, or email us at UM-MVDLab@umich.edu.

We will meet you at the School of Kinesiology Building.
The address is **830 N. University Ave.**, Ann Arbor, MI 48109.



This is what the building looks like from N. University Ave.

The entrance to the parking lot is on the west side of the building (the side that faces State St.).

When you get to the building, turn off of N. University Ave. into the parking lot on the west side. (This is the side that faces State St.)

We will meet you here!

There are 3 parking spots for participants. We will give you a tag for your car that allows you to park here for free.

If the spots are full, don't worry, we will help you find a place to park nearby!



Some of the people who might be there to meet you are:



Isabel Muñoz Orozco
Doctoral Student



Dr. Haylie Miller
Principal Investigator



Emily Klinkman
Research Associate

Other researchers from our lab might be there instead.

We will go into the building through a door that looks like this:



After you go through the door, the hall looks like this:



We will walk to the glass double doors.

On the way, we will pass a blue wall on the left.

When we get to the doors, we will not go through them.

Look left.

You will see an elevator that looks like this:



We will get on this elevator.

We will go to the **4th floor.**

You will walk down the hall to the research area.

The hall looks like this:




You will do activities in different rooms.

The rooms might look something like this:



This is the waiting room.



This is one of our research rooms.




This is another one of our research rooms.

We talk about the activities we are planning to do that day.
It is okay to say no to something, or to change your mind later.
We might ask you some questions about yourself.



You might do some drawing.





We might talk about words or ideas.




We might solve puzzles.



We might make designs with blocks.

You might throw or catch a ball or beanbag.



You might stand on one or two feet, on the floor or on a balance beam.



First, you will do this with your eyes open.

Then, we might ask you to close your eyes.

You might also do some things on the **1st floor**
in a room that looks like this:



We have special clothes for you to wear.


We have a private room where you can change into these clothes.



We will tape some shiny balls to the clothes.
These shiny balls help us see how your body moves.



You might also wear some special glasses.
These glasses help us see how your eyes move.



You might play some balance games. You will stand on a metal square.




First, you will stand still with your eyes open.


Then you will stand still with your eyes closed.

Then, you will do these things again while you stand on soft foam.

You might also play a game where you lean your body to control something on a screen.



Don't worry, we will catch you if you lose your balance!



Remember: you can take breaks if you need to!



You do not have to do everything in one day.
You can come back another time to finish!

